

CHAPTER 2

KAHA

GRAVEL RACER



KAHA

POWER & STRENGTH

IN MAORI

Speed! We all seek it, we all thrive on it. The KAHA is here to deliver your need for speed in a comprehensively designed and engineered frame and handlebar system that will have you fizzing with excitement when you get down and dirty with your next Gravel Adventure.

As Gravel Racing becomes more and more global, racers are looking for that extra marginal gain that will give you that extra edge whether you are racing Unbound Gravel or SBT, or just out there in the wild exploring the local trails. This is where the KAHA steps in, providing the perfect tool for the job.





The design brief for the KAHA was relatively simple, scratched onto the back of an envelope were the words “Controlled Speed”.

However, the journey to arrive at the perfect solution was anything but simple. We don’t want to skimp on practical details like storage, pannier/ fender racks, or ability to fit TT-Clip bars. Iteration after iteration, review after review, every little detail and decision was scrutinized to the nth degree.

Needless to say, all that effort was worth it, as the final deliverable achieves all the performance metrics we had envisioned for a High-Performance Gravel Racer.

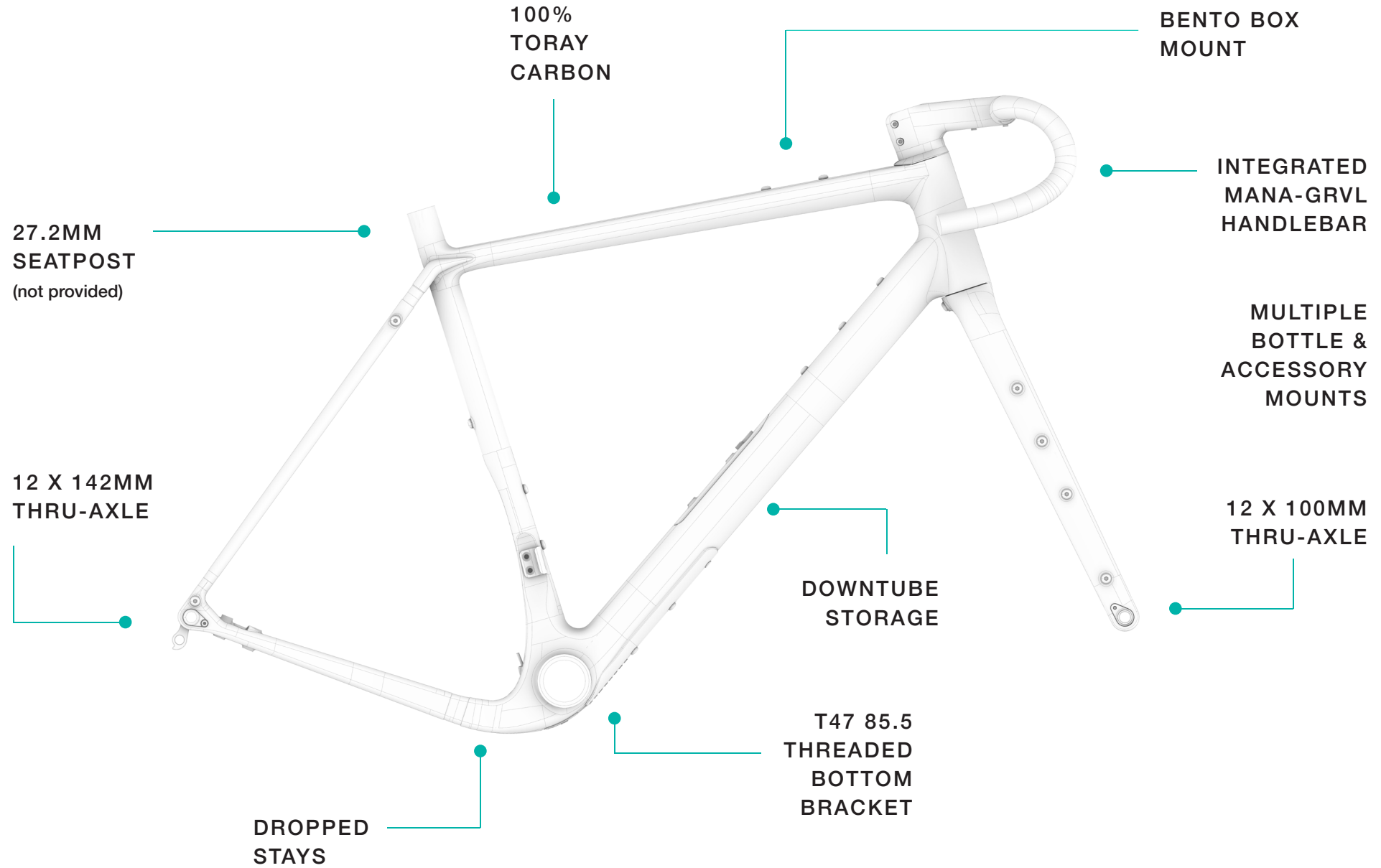
Michael

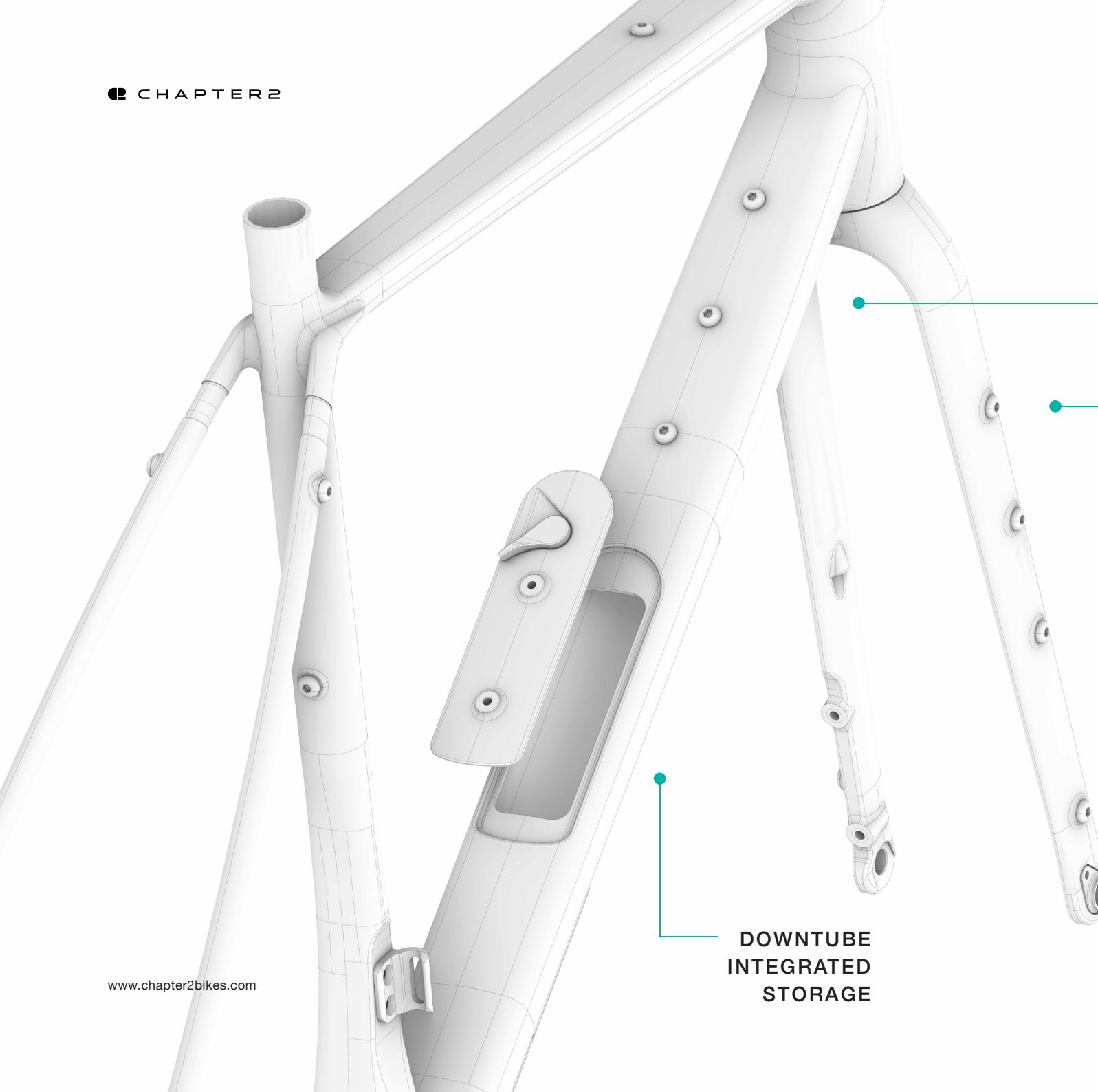
Designed in
New Zealand





FEATURES





FENDER/LUGGAGE BOOTLE CAGE ATTACHMENT POINTS

The KAHA's frame is produced 100% out of Toray Carbon from Japan with 300+ pieces of individually cut carbon fibre, carefully laid into custom stainless steel moulds.

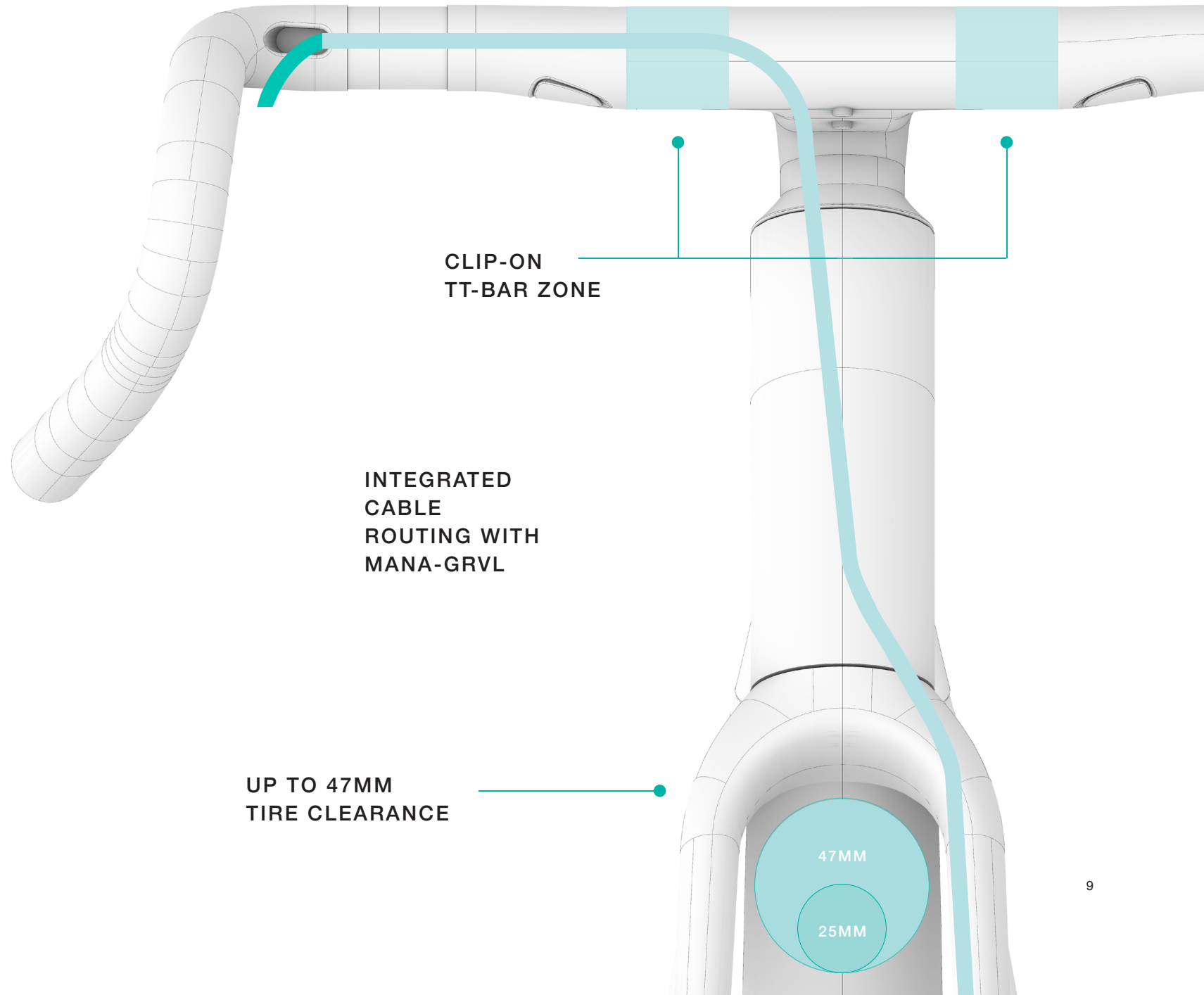
The front triangle includes an integrated storage space providing additional storage for essential items such as a Mini-Tool, CO2 Cannisters, Mini-Pump, Tubes etc.

Each frameset comes with a padded storage bag that fits snugly into the storage area so that all your stowed items can be protected and easy to access whilst out on the trail.

DOWNTUBE INTEGRATED STORAGE

The KAHA has been designed with performance in mind, working seamlessly with the MANA-GRVL Bar to create a Gravel Racer with all the cables and hydraulic hoses concealed within the frame and handlebar. The super clean aesthetic also ensures the KAHA's Aerodynamic performance is further optimised for when you wanna hit-out on the tarmac.

The addition of 1.5" C2 Integrated Headset system first developed for the TOA/KOKO, also means that the KAHA can run with our Road focused MANA One-piece Handlebar System.



CLIP-ON
TT-BAR ZONE


INTEGRATED
CABLE
ROUTING WITH
MANA-GRVL

UP TO 47MM
TIRE CLEARANCE

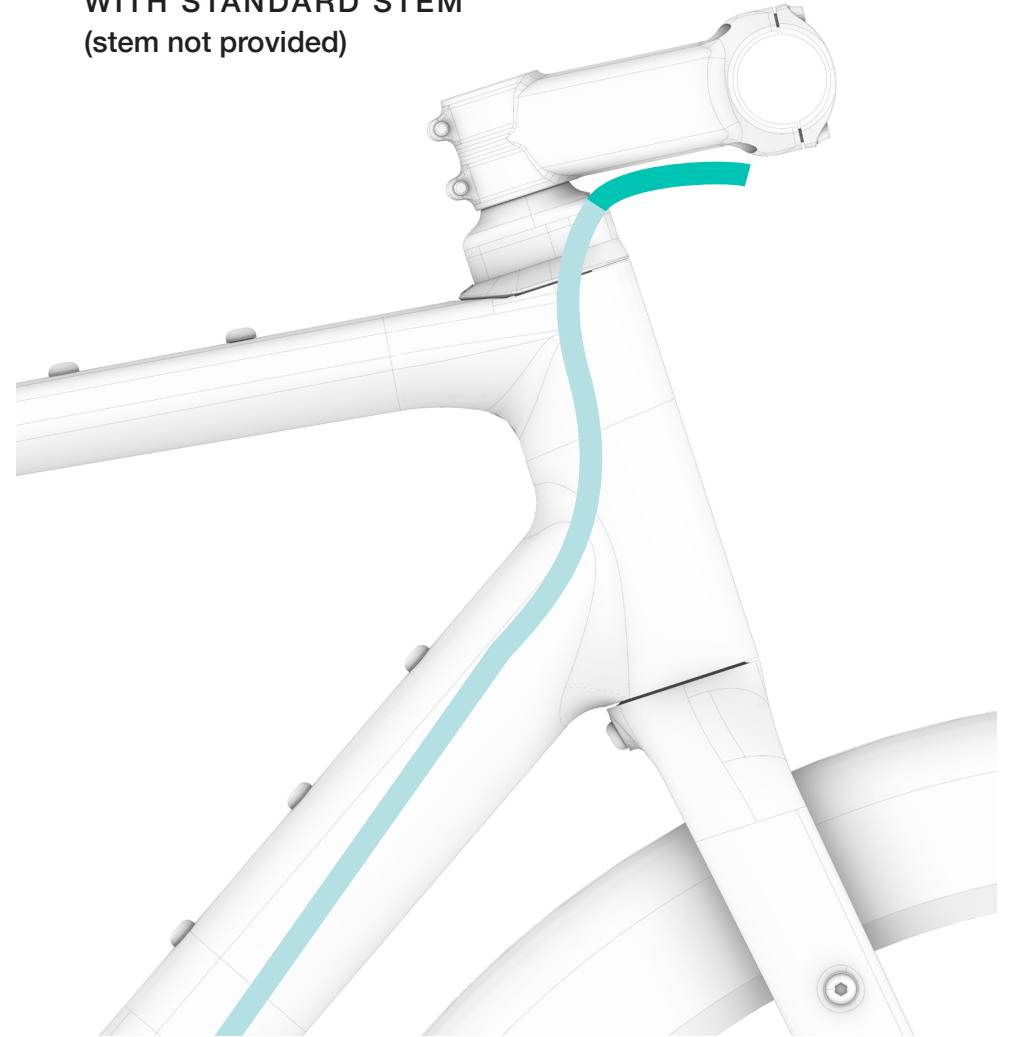
47MM

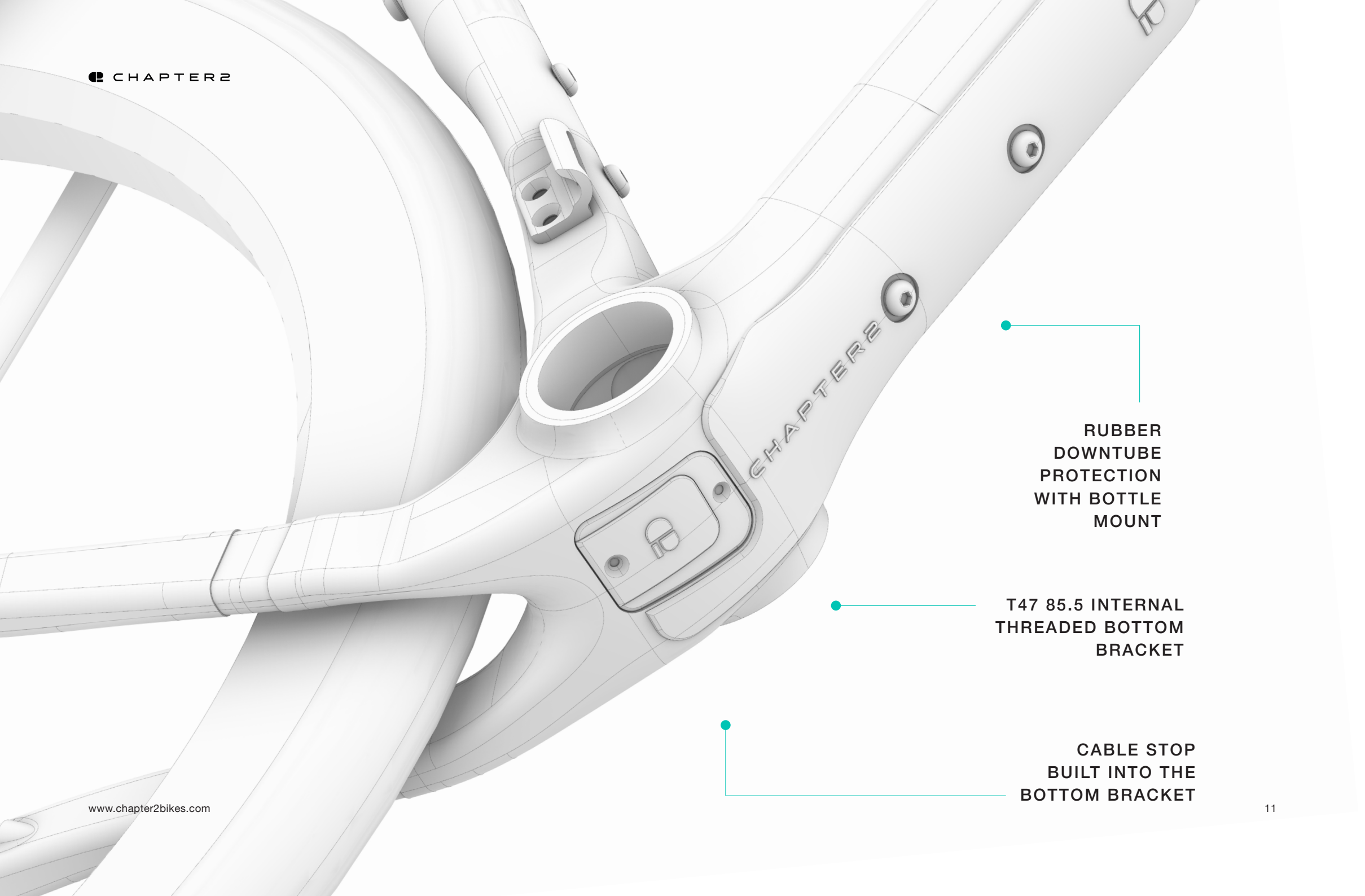
25MM

**INTEGRATED CABLING
WITH MANA-GRVL**



**SEMI-INTEGRATED CABLING
WITH STANDARD STEM
(stem not provided)**






RUBBER
DOWNTUBE
PROTECTION
WITH BOTTLE
MOUNT

T47 85.5 INTERNAL
THREADED BOTTOM
BRACKET

CABLE STOP
BUILT INTO THE
BOTTOM BRACKET

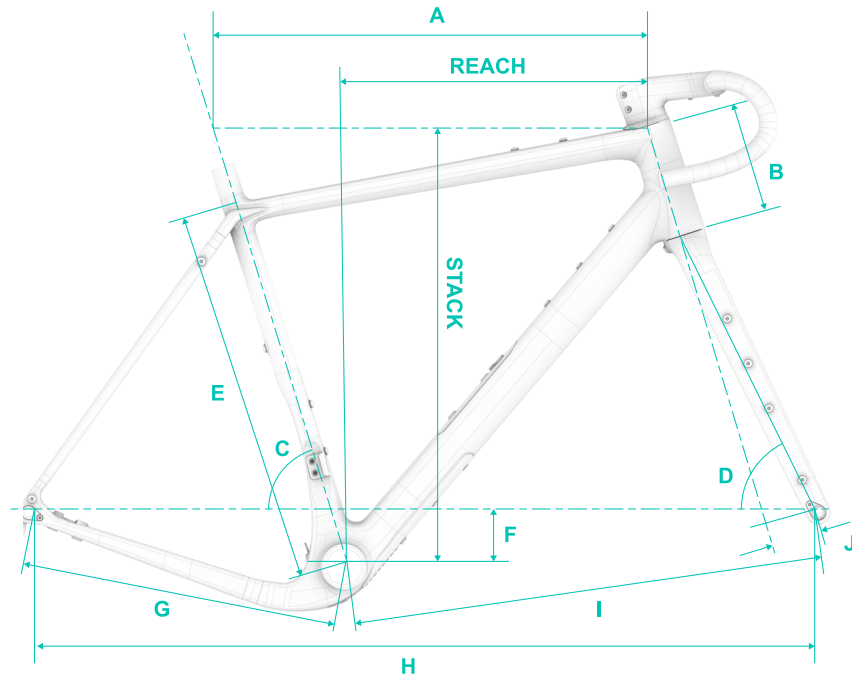
Whether you are taking the KAHA to the next Unbound Gravel or SBT, or embarking on a multi-day Cross Country Adventure, the KAHA delivers maximum performance and versatility.

With ample attachment points to hang bags, bento boxes, bottles and fenders as well as the MANA-GRVL that allows attachment of Clip-on TT bars, the KAHA is ready to tackle any terrain or event.



GEOMETRY & SPECS





The KAHA features a Gravel Racing geometry designed for balance and stability at speed across any terrain. The double dropped chainstays delivers tire clearance up to 47mm.

The fork length has been designed for use with optional suspension forks (by others) with minimal geometry change, maintaining confidence inspiring handling.

	XS	S	M	L	XL
Stack	519	545	571	596	622
Reach	377	386	395	404	413
A	535	553	569	586	603
B	101	129	148	175	202
C	73°	73°	73°	73°	73°
D	71°	71°	72°	72°	72°
E	436	462	491	512	541
F	70	70	70	70	70
G	415	415	415	415	415
H	1009	1027	1024	1041	1059
I	604	622	619	636	653
J	65	65	55	55	55
Rider Height	160-170	165-175	170-180	175-185	>180

MEASUREMENTS IN MMS

KAHA SIZING CHART

HEIGHT/ INSEAM (FT/INCHES)	KAHA	2' 5.13"	2' 5.92"	2' 6.71"	2' 7.50"	2' 8.28"	2' 9.07"	2' 9.86"	2' 10.65"	2' 11.43"	3' 0.22"	3' 1.01"
	HEIGHT/ INSEAM (CM)	74	76	78	80	82	84	86	88	90	92	94
6' 3.59"	192									XL	XL	XL
6' 2.80"	190									XL	XL	XL
6' 2.02"	188									XL	XL	XL
6' 1.23"	186							L	L	XL	XL	XL
6' 0.44"	184						L	L	L	L	XL	XL
5' 11.65"	182						L	L	L	L	L	
5' 10.87"	180					M	M	L	L	L	L	
5' 10.08"	178				M	M	M	M	L	L		
5' 9.29"	176				M	M	M	M				
5' 8.50"	174			S	S	M	M	M				
5' 7.72"	172		S	S	S	S						
5' 6.93"	170		S	S	S	S						
5' 6.14"	168	XS	XS	S	S							
5' 5.35"	166	XS	XS	XS								
5' 4.57"	164	XS	XS									
EST. SADDLE HEIGHT		65.49	67.26	69.03	70.8	72.57	74.34	76.11	77.88	79.65	81.42	83.19



CHAPTER 2

Specifications

Carbon	100% Made in Japan by Toray
Frame Sizes (5)	XS, S, M, L & XL
Fork Rakes (2)	XS, S (65 offset) and M, L, XL (55 offset)
Frame Weight	1,099g Size M +/-3%
Fork Weight	409g (Uncut) +/-3%
Handlebar/Stem (MANA-GRVL)	330g (100x491mm) +/-3%
Headset	1.5" C2 Integrated System

Compatibility

Mechanical & Electric Shifting	Versatile Groupset Options in 2x and 1x
Electronic Shifting	Shimano Di2, SRAM eTAP & Campagnolo EPS
Battery Type	Di2 SM-BTR-2 and EPS V3 Battery Compatible
Tire Clearance	47mm (700C) & 47mm (650B)
Brake Type	Disc Only (140 & 160mm)
Bottom Bracket	Internal T47 (85.5)
Thru-Axle	FR 12x100mm, RR 12x142mm E-Thru M12x1.5mm
Suspension Fork	Compatible with 1-1/8" Steerer Suspension Forks
FSA / Vision**	FSA ACR Stem or Vision Metron 5D Bar
Deda Elementi**	Deda Elementi Superbox Stem/Alanera Bar
1x & 2x Cranksets	1x Max. Size 42T

Accreditation

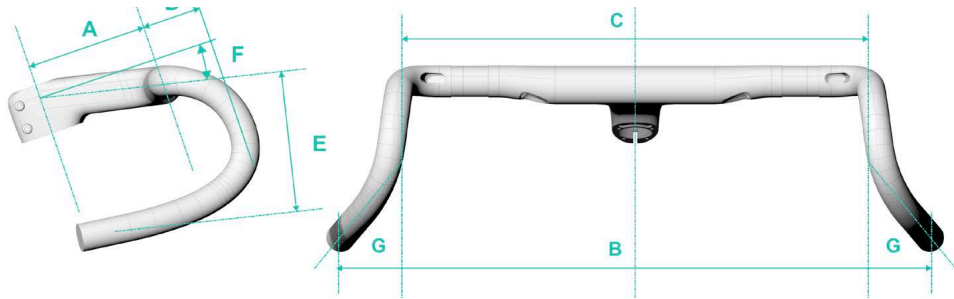
Safety Standard	EN ISO 4210:2014
-----------------	------------------

** Special installation details apply

MODEL COMPARISON

Model	AO (US\$ 2,399)	KAHA (US\$3,599)
Category	Gravel	Gravel
Focus	Adventure	Performance/Race
Sizes	5	5
Geometry	All-Round	Performance
Stack	Higher	Lower
Reach	Shorter	Longer
Adjustable Geometry	Rear Centre (+/- 7.5mm)	NA
Tire Clearance (700C)	42mm	47mm
Suspension Fork Compatibility	Yes 1-1/8"	Yes 1-1/8" - Geo Optimised
Frame Weight (g) +/-3%	1,180g (+81g)	1,099g (-81g)
Fork Weight (g) uncut +/-3%	479g (+70g)	409g (-70g)
Difference	1,659g (+151g)	1,508g (-151g)
Seatpost Weight (g) uncut +/-3%	249g	Not Included
Headtube Stiffness	Reference	+6%
Bottom Bracket Stiffness	Reference	+4%
Seatpost Size	31.6mm	27.2mm
Handlebar	Sold Separately	MANA-GRVL Included
MANA-GRVL Bar Compatibility	Yes (External Routing)	Yes (Fully Integrated)
MANA Bar Compatibility	Yes (External Routing)	Yes (Fully Integrated)
Non-Integrated Handlebar Option	NA	Yes
Dropper Compatibility	Yes (31.6mm)	Yes (27.2mm)
Bottom Bracket	BSA Threaded Eng	T47 Threaded 85.5
Headset	C2 1-1/8" - 1.5"	C2 Integrated 1.5"
Shifting Compatibility	Analog & Electric	Analog & Electric
1x and/or 2x Compatibility	2x & 1x (1x Max 42T)	2x & 1x (1x Max 42T)
Integrated Downtube Storage	No	Yes
Pannier Racks	Yes - Front & Rear	Yes - Front & Rear
Mudguard Mounts	Yes - Front & Rear	Yes - Front & Rear
Toptube Bento Box	Yes	Yes
Bottle Cage Mounts	5	5+
Downtube Protector	No	Yes
Safety Standard	EN ISO 4210:2014	EN ISO 4210:2014

MANA-GRVL



	80x469	90x480	100x491	110x502	120x513	130x524
A	80	90	100	110	120	130
B	469	480	491	502	513	524
C	380	391	402	413	424	435
D	70	70	70	70	70	70
E	110	110	110	110	110	110
F	7.0°	7.0°	7.0°	7.0°	7.0°	7.0°

MEASUREMENTS IN MMS













WHAT YOU GET

- Frame
- Fork
- MANA-GRVL Bar
- C2 Fork Expansion Bolt
- C2 Integrated Headset
- Quick-Fit Spacers
- Thru Axles

ADD ONS

- MANA Bar (not included)
- 27.2 TUMU 0mm Setback Seatpost

COLOURWAYS



TUAURIURI

GLOSSY BLACK









CHAPTER 2



KAPUA

GREY + BLUE







AOTEAROA

CHAPTER2







AVAILABLE WORLDWIDE / CONTACT INFO@CHAPTER2.CO.NZ



WWW.CHAPTER2BIKES.COM

Disclaimer

The information in this document was correct on 13/01/2023
Please refer to our website for the latest information